

Report on Higher Education 2081/082 B.S (2024/025 A.D.)
Janashikha Campus, Achham, Nepal

HIGHER EDUCATION MANAGEMENT INFORMATION SYSTEM
(HEMIS)

Submitted to:
UNIVERSITY GRANTS COMMISSION (UGC)
Sanothimi, bhaktapur
<https://ugcnepal.edu.np>

Prepared by:
Janashikha Campus
Mellekh R.M-05,
Chaukhte, Achham, Districts
Contact No.: +977-9865568337
Email: janashikhacamous943@gmail.com



[Signature]
Campus Chief

FORWARD

It is an era to lead and facilitate by the Information Communication Technologies (ICT) in every sector of knowledge, information and management. The ICT Web-based Higher Education Management Information System (HEMIS) plays a pivotal role in ensuring the effective planning, administration, academic excellence, and sustainable growth of our campus. This system provides a comprehensive overview of our institution's facts (Students, Teachers and Non-teaching staff, infrastructure, and facilities) performance (Enrollment, Upgrade, Graduation etc.), challenges, and strategic initiatives over the Academic Year/Reporting Period.

Aligned with the vision of University Grants Commission (UGC), this System create an opportunity to integrate and centralize the inserted data to the University and UGC as a Real Time Data to take the decision against response and resources allocation. the system provides the platforms to information dissemination to UGC for its key achievements in teaching, research, infrastructure development, and student services. It also identifies areas requiring improvement to enhance institutional effectiveness and stakeholder satisfaction.

We extend our gratitude to UGC for the support of grants to develop the HEMIS and thanks to faculty, staff, students, and administrative teams whose dedication has been instrumental in driving progress to develop HEMIS and its effective implementation. Special thanks go to IT Department and dedicated teams of Computer operators for their contributions to data collection, input, analysis and feedback to operational/ fictional test and its validity/authenticity.

As we move forward, The HEMIS will be inevitable system to manage college/ academics holistic. this web-based centralized integrated system serves as both a reflection of our accomplishments and a roadmap for future growth. As we committed to fostering innovation, inclusivity, and academic excellence in higher education it is a milestone.

Name

Designation

Janashikha Campus



A handwritten signature in blue ink, appearing to read 'Bhim Bahadur Saud'.

Bhim Bahadur Saud
Campus Chief

Acknowledgements

The successful development and implementation of the Higher Education Management Information System (HEMIS) at Phulbari Multiple Campus would not have been possible without the Support of University Grants Commission(UGC) and dedication along with collaboration of numerous individuals and teams those who were involved in the development, installation, operation, test and its functionality of the system in our campus to manage the web-based Real time data information and management.

We extend our deepest gratitude to UGC/HEMIS Team for their visionary guidance and unwavering support. Special thanks to the IT Development Team of our Campus /Software Providers for their technical expertise and commitment to delivering a reliable and operational system. We also acknowledge the efforts in ensuring data integration and user adoption.

Our appreciation extends to all of you those who were restlessly involved for their valuable contributions. Finally, we thank all faculty, staff, and stakeholders whose feedback and participation were instrumental in refining HEMIS for institutional excellence.

Name

HEMIS Project Lead

Janashikha Campus



A handwritten signature in black ink, appearing to read 'Bhim Bahadur Saud'.

Bhim Bahadur Saud
Campus Chief

List of Table

Table 1: Level, Faculty and Programs.....	0
Table 2: Total number of students by Faculty and gender.....	3
Table-3: Total number of students by Faculty and ethnicity.....	3
Table 4: Total number of students by Program, ethnicity, and gender	4
Table 5: Total number of students by District, ethnicity, and gender	6
Table 6: Students by province, ethnicity and gender.....	7
Table 7: Students' pass rate by program	8
Table 8: Number of graduated students by Gender	10
Table 9: Total number of graduated Students by Faculty, program, gender and Caste Ethnicity.....	10
Table 13: Total number of teaching staff by position, job type and gender	15
Table 14: Teaching staff according to their qualification	16
Table 15: Teachers by their teaching faculty in the campus.....	16
Table 16: Teachers according to their position.....	16
Table 17: Teachers by Departments	17
Table 18: Non-teaching staffs according to their position.....	17
Table 17: Non-teaching staff by Section	18
Table 18: Total number of Non-teaching Staff by ethnicity and gender	18
Table 19: Total number of Non-teaching Staff by position, Job Type and gender	18
Table 20: Student-Teacher Ratios in the Campus	21
Table 21: Students Enrollment by Region (Mountain, Hill and Terai)	26



Bhim Bahadur Saud
Campus Chief

List of Figure

Figure 1: Students enrollment details.....	2
Figure 2: Total number of students by Program and Gender	4
Figure 3: Total number of students by faculty	5
Figure 4: Total number of students by level and gender.....	6
Figure 5: Student Enrollment Trends since 2077/078- 2081/082	23
Figure 6: Graduation trends	23



A handwritten signature in black ink, appearing to read 'Bhim Bahadur Sa'id'.

Bhim Bahadur Sa'id
Campus Chief

ABBREVIATION

HEMIS	Higher Educational Management Information System
GoN	Government of Nepal
HEIs	Higher Educational Institutions
HEMIS	Higher Education Management Information System
ICT	Information and Communication Technology
IoT	Internet of Things
MP	Master Plan
NEHEP	Nurturing Excellence in Higher Education Program
NHEP	National Higher Education Program
OER	Open Education Resources
RA	Result Areas
SDGs	Sustainable Development Goals
SOPG	Standards, Operational Policies and Guidelines
SaaS	Software as a Service
TU	Tribhuvan University
UGC	University Grants Commission
VLE	Virtual Learning Environment


Bhim Bahadur Saud
Campus Chief



Section 1: Introduction

Janashikha Campus is situated in far western province Mellekh Rural Municipality word 05 in Achham district. It is newly established non-profitable campus. It was established in 2069 B.S Affiliated from TU Now, there are two faculties running. Under Education faculty English, Nepali and population studies have been teaching by experienced teachers. Another faculty the campus conducting is management. This campus is the only educational institution that supportive to back warded and Women of this area .




Bhim Bahadur Saud
Campus Chief

1. Institutional Information

Campus Name:	Janashikha Campus
Address:	Mellekh Municipality -05, Chukhutee, Achham Districts
Contact No.:	9779865568337, 9848672177
Email:	janashikhacampus943@gmail.com
Website/ URL:	https://hemis.janashikhacampus.edu.np/
Chair person:	Bhim Bahadur Saud
Contact Person:	Govinda bohara
Post:	Campus chief
Est. Date:	2069
Affiliation:	Tribhuvan University
Level:	Bachelor
Program:	Bachelor in Education, Bachelor in BBS,
Subjects:	Education, Business Studies

Janashikha Campus, established in 2069 B.S., is located in Mellekh Municipality -05, Chukhutee, Achham Districts, Nepal. Affiliated with Tribhuvan University, the campus offers Bachelor's level programs in Education and Business Studies. The academic programs include Bachelor in Education (B.Ed.) and Bachelor in Business Studies (BBS).

The campus is chaired by Bhim Bahadur Saud, Govinda Bohara serving as the Campus Chief. For more information, the campus can be contacted at +977 9865568337 or 9848672177, via email at janashikhacampus943@gmail.com, or through their website www.janashikhacampus.edu.np.

1.1. About Reports

This Completion Report is prepared after successfully completing the project for the "Establishment and Implementation of web-based Higher Education Management Information System (HEMIS) Software under the UGC directives for Digitalization of higher education as per the notice of the Guideline of UGC. The UGC has set a goal to establish and implement a centralized, integrated, comprehensive, web-based Higher Education Management Information System (HEMIS) at campuses to be integrated with the HEMIS established in the University Grants Commission (UGC) via the University. The system's architecture is envisioned to centralize and streamline data from affiliated campuses, enabling UGC to determine and allocate grants more efficiently.

The HEMIS Software is a user-friendly, multithreading, multiuser, comprehensive, dynamic, scalable, visually appealing, interoperable, and secure web-based software application under the latest platform as suggested in the guidelines by the UGC. After inputting the data of the concerned sectors of higher education, like students' enrollment, Teaching staff, Non-teaching staff, upgrades, and graduation by academic year by gender, faculty, level, and so on, to manage digital records and carry out informed decisions with the help of this system.




Bhim Bahadur Saud
Campus Chief

Section 2: Campus level, Program, Faculty



A handwritten signature in blue ink, appearing to read 'Bhim Bahadur Saud'.

Bhim Bahadur Saud
Campus Chief

2. Academic Programs

Janashikha Campus currently offers two main academic programs that cater to the interests and career goals of students. These are the **Bachelor in Education (B.Ed.)** and the **Bachelor in Business Studies (BBS)**. Both programs are designed to provide theoretical knowledge as well as practical skills in their respective fields.

The figure below shows the levels, faculties, and programs offered on the campus. Currently, two faculties are in operation: Bachelor's in Business Studies and Bachelor's in Education. The system also includes an option to add new faculties in the future.

Table 1: Level, Faculty and Programs


S.No.	Program Name	Level	Faculty
1	Bachelor in Business Studies (BBS)	Bachelor	Management
2	Bachelor in Education (B.Ed)	Bachelor	Education




Bhim Bahadur Saud
Campus Chief

Section 3: Student Enrolment




Bhim Bahadur Saud
Campus Chief

3. Student Enrolment

In the Janashikha Campus, there are total of 298 students are enrolled, with 213 females and 85 males. The Business Studies program has 36 students, and the Education program has 262. The details reports of the student enrollments has been showing in the subtopics of the reports.

3.1. Student Enrollment/Registration Detail

Student Enrollment/Registration Detail Report By F.Y/Batch: Name (Full), Roll No, District, Local Level, ethnicity, Gender, Age, Batch Year, Faculty, Level, and Program, and many more details are presented in various reports etc.

The detail information of each student will be recorded in the enrollment. The part of the key information of the system is presented below for instance.

Student Information Details

SNo.	Full Name	Email	Phone No.	Gender	Province	District	Pollard Ward	Faculty	Level	Program	Fiscal Year
1	AARATI UPDIWAWA			Female	Sudurpashchim	Arjuni	Melekh Rural Municipality-5	Management	Bachelor	Bachelor in Business Studies	2076/00
2	AASHA SHAM		976732098	Female	Sudurpashchim	Arjuni	Melekh Rural Municipality-3	Management	Bachelor	Bachelor in Business Studies	2081/02
3	ALISA BICHARA		974677310	Female	Sudurpashchim	Arjuni	Melekh Rural Municipality-6	Education	Bachelor	Bachelor in Education	2081/07
4	AMBAR SAUD		984544655	Male	Sudurpashchim	Arjuni	Melekh Rural Municipality-4	Education	Bachelor	Bachelor in Education	2080/01
5	AMBI KUMARI SAUD		974897430	Female	Sudurpashchim	Arjuni	Melekh Rural Municipality-4	Management	Bachelor	Bachelor in Business Studies	2077/08
6	AMBIKA BHATTARAI		9700542514	Female	Sudurpashchim	Arjuni	Melekh Rural Municipality-6	Education	Bachelor	Bachelor in Education	2078/09
7	AMMAR SAUD		966044120	Male	Sudurpashchim	Arjuni	Melekh Rural Municipality-7	Education	Bachelor	Bachelor in Education	2081/02
8	ANRITA BK		960608113	Female	Sudurpashchim	Arjuni	Melekh Rural Municipality-8	Education	Bachelor	Bachelor in Education	2079/06
9	ANITA BICHARA		976422492	Female	Sudurpashchim	Arjuni	Melekh Rural Municipality-6	Education	Bachelor	Bachelor in Education	2081/02
10	ANITA BICHARA		9619051933	Female	Sudurpashchim	Arjuni	Melekh Rural Municipality-6	Education	Bachelor	Bachelor in Education	2080/01
11	ANGALI SAJI		962982982	Female	Sudurpashchim	Arjuni	Melekh Rural Municipality-4	Education	Bachelor	Bachelor in Education	2078/09
12	ANJANA KHADKA		976533389	Female	Sudurpashchim	Arjuni	Melekh Rural Municipality-6	Education	Bachelor	Bachelor in Education	2081/02
12	ANJANA KHADKA		986819701	Female	Sudurpashchim	Arjuni	Melekh Rural Municipality-6	Education	Bachelor	Bachelor in Education	2080/01
14	ANJU SAUD		960555516	Female	Sudurpashchim	Arjuni	Melekh Rural Municipality-7	Education	Bachelor	Bachelor in Education	2081/02
15	APRARA DHAMI			Female	Sudurpashchim	Arjuni	Melekh Rural Municipality-5	Education	Bachelor	Bachelor in Education	2076/07

Rows per page

Figure 1: Students enrollment details

The HEMIS system provides an opportunity to input data for the actual enrollment of students at the campus. The table above displays key information of enrolled student such as Full Name, Gender, Ethnicity, Date of Birth, Batch Year, Semester/Year, Roll Number, University Registration Number, Phone Number, Level, Faculty, Program, and more. The various data of enrolled students is presented in various type of report as suggested in the reporting guideline.

3.2. Total number of students by faculty, level, program, and gender

In total, Janashikha Campus serves **298 students**, with a significant female majority, reflecting the campus's inclusive approach to higher education.



(Signature)

Bhim Bahadur Saud
Campus Chief

Under the **Faculty of Management**, the campus runs the **Bachelor in Business Studies (BBS)** program. This program has a total enrollment of **36 students**, comprising **8 male** and **29 female** students. It aims to provide foundational and applied knowledge in business and management practices.

The **Faculty of Education** offers the **Bachelor in Education (B.Ed.)** program, which is the most populated program on campus. A total of **274 students** are enrolled, including **81 male** and **193 female** students.

Table 2. Total number of students by Faculty and gender

S.No.	Program Name	Level	Faculty	Gender			Total
				Male	Female	Others	
1	Bachelor in Business Studies	Bachelor	Management	7	29	0	36
2	Bachelor in Education	Bachelor	Education	78	184	0	262
Grand Total				85	213	0	298

- In *Bachelor in Business Studies*, there are **7 males, 29 females**, and a **GPI of 4.14**, indicating that there are more than twice as many females as males.
- In *Bachelor in Education*, there are **78 males, 184 females**, and a **GPI of 2.36**, indicating even higher female representation.

3.3. Total students by faculty, level, program, and ethnicity

In terms of ethnicity, Chhetri represent the largest group with 252 students, followed by Brahman (6), Dalit (37), and Chhetri (252). The data highlights a notable gender imbalance and ethnic diversity across both programs.

Table 3. Total number of students by Faculty and ethnicity

S.No.	Program Name	Level	Faculty	Ethnicity			Total
				Brahman	Dalit	Chhetri	
1	Bachelor in Business Studies	Bachelor	Management	2	2	32	36
2	Bachelor in Education	Bachelor	Education	4	35	223	262
Grand Total				6	37	252	298



Rhim Bahadur Saud
Chief

3.4. Total number of students by program and gender

A total of 298 students are enrolled across two bachelor-level programs: Business Studies under the Faculty of Management and Education under the Faculty of Education. The given table presents enrollment data for two bachelor-level programs: BBS under the Faculty of Management and Bachelor in Education under the Faculty of Education.

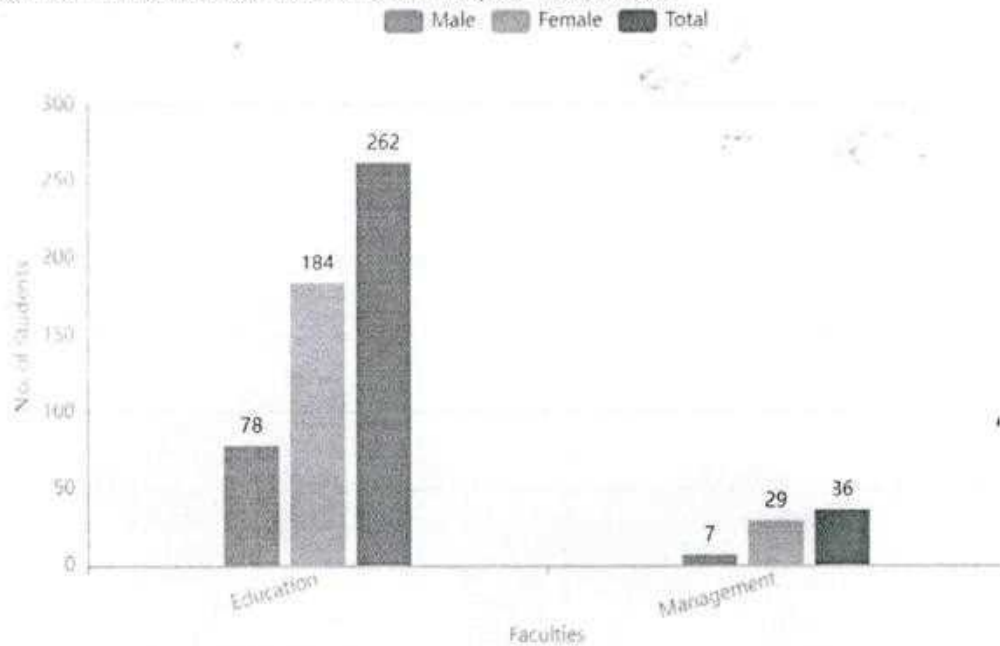


Figure 2: Total number of students by Program and Gender

The above bar graph presents the male, female, and total students enrolled in two academic programs: B.Ed. and BBS. In the B.Ed. program, there are 78 male students and 184 female students altogether 262 students.

In the BBS program, the trend is similar but with smaller enrollment numbers overall. There are 7 male students and 29 female students, totaling 36 students. Again, female students outnumber male students.

3.5. Total students by program, ethnicity, and gender

Phulbari Campus has a total of **296 students** enrolled across two programs: **Bachelor in Business Studies (BBS)** and **Bachelor in Education (B.Ed.)**. Among them, **84 are male** and **212 are female**, with no students identifying as other genders.

The student body reflects a diverse ethnic composition. The largest groups are from the **Chhetri (254)**, **Brahman (5)** and **Dalit (37)**. Notably, there are no students categorized under **Janajati** in the current

Table 4. Total number of students by Program, ethnicity, and gender

S.No.	Program Name	Level	Faculty
-------	--------------	-------	---------



				Male	Female	Brahman	Dalit	Chhetri	Total
1	Bachelor in Business Studies	Bachelor	Management	6	28	1	2	31	34
2	Bachelor in Education	Bachelor	Education	78	184	4	35	223	262
Grand Total				84	212	5	37	254	296

3.6. Number of students by faculty and gender

The campus currently operates two faculties: **Education** and **Management**. The bar chart below illustrates the number of students enrolled in each faculty, categorized by gender (male and female), along with the total student count. There are 213 female and 85 Male students studying on the campus currently under the two programs of the education and management faculty.

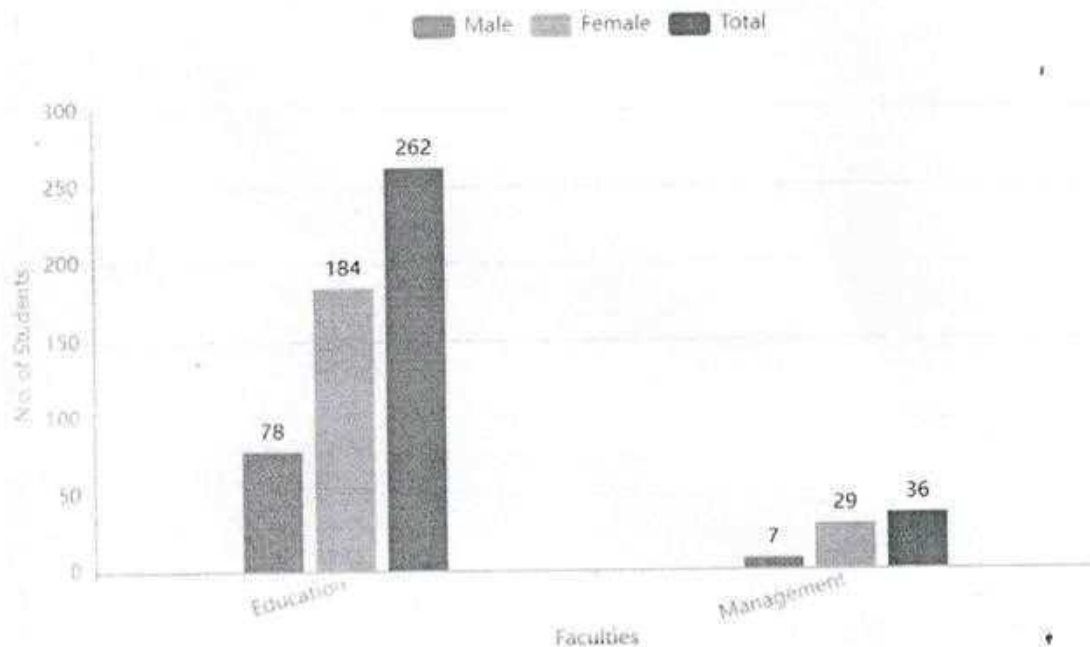


Figure 3: Total number of students by faculty

As of the graph, there are 7 male students and 29 female students, totaling 36 students in the Management Faculties and 78 male students and 184 female students, totaling 262 students in the Management Faculties.

3.7. Students by level and Gender

The Janashikha Campus offers the Bachelor level only. There are two faculties are actives in the campus which are Management and Education. At the **Bachelor level**, there are **83 male** and **213**


Dhim Bahadur Saud

female students, making a total of 296 students. The number of females significantly exceeds that of males at this level.

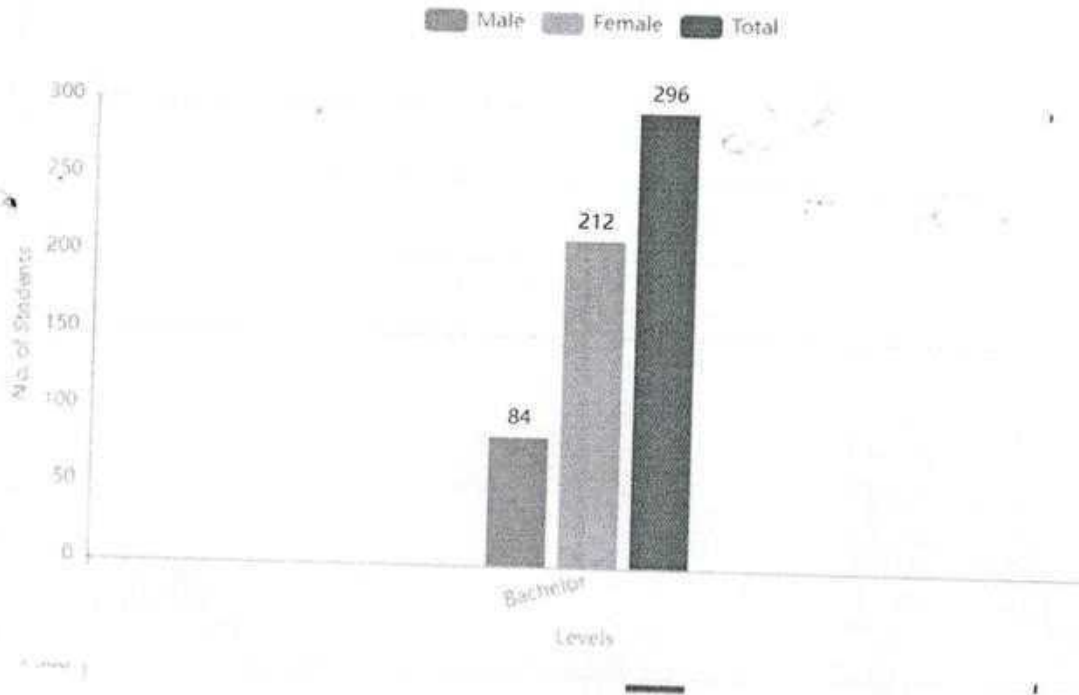


Figure 4: Total number of students by level and gender

3.8. District-wise Enrollment

Table 5 shows that all 296 students enrolled at Janashikha Campus are from the Achham district. Of the total, 88 are male and 221 are female.

Table 5: Total number of students by District, ethnicity, and gender

S.No.	District	Male	Female	Total	EDG	Brahman	Chhetri	Dalit
1	Achham	83	215	298	83	5	257	36
2	Bajhang	1	0	1	0	0	0	1
3	Bajura	3	6	9	0	0	7	2
4	Doti	1	0	1	0	0	1	0
5	Total	88	221	309	83	5	265	39



[Signature]
Bhim Bahadur Saud
Campus Chief


In terms of **ethnic composition**, the largest group of students falls under the followed by **Brahman (05)**, **Chhetri (265)**, and **Dalit (39)**. **Students by province, ethnicity, and gender**

The analysis of students by province, ethnicity, and gender shows a highly concentrated enrollment pattern at Janashikha Campus. All 296 students comprise 36 in the Bachelor in Business Studies and 260 in the Bachelor in Education. All the students are from **Sudurpashchim Province**, with **no representation from other provinces** such as Koshi, Madhesh, Bagmati, Gandaki, Lumbini, or Karnali.

Table 6. Students by province, ethnicity and gender

S.No	Faculty	Koshi	Madhesh	Bagmati	Gandaki	Lumbini	Karnali	Sudurpashchim	Total
1	Bachelor in Business Studies	0	0	0	0	0	0	34	34
2	Bachelor in Education	0	0	0	0	0	0	262	262
Grand Total			0	0	0	0	0	0	296




 Bhim Bahadur Saud
 Campus Chief

Section 4: Pass Rate

4. Student appeared in the exam and passed rate

The "Bachelor in Business Studies and Bachelor in Education" program had 17 and 92 candidates pass appear, resulting in a 26.670% pass rate across all categories

Table 7: Students' pass rate by program

S.	Program	Appeared-Male				Appeared-Female				Appeared Other			
		4	13	0	17	2	9	0	11	50.00	69.23	0.00	64.71
1	Bachelor in Business Studies												
2	Bachelor in Education	31	92	0	123	7	19	0	26	22.58	20.65	0.00	21.3
	Total	35	105	0	140	9	28	0	37	25.71	26.67	0.00	26.4



Bhim Bahadur Saud
Campus Chief

5. Student's graduation and dropout information

The report shows the Graduate information of the campus. The report shows the number of students who graduated from the Campus in a particular fiscal year and their distribution by gender and ethnicity. There are tabulated reports related to graduation information. There are a number of graduate students by gender and ethnicity available in the HEMIS.

5.1. Number of graduated students by gender

The number of students who graduated in a particular fiscal year in the Janashikha Campus is presented in the table below. The number of graduated students by gender is presented in the table below.

Table 8: Number of graduated students by Gender

S.No.	Program	Gender			Total
		Male	Female	Other	
1	Bachelor in Business Studies	0	0	0	0
2	Bachelor in Education	0	0	0	0
Total		0	0	0	0

5.2. Number of graduated students by ethnicity

The number of students who graduated in a particular fiscal year in the Janashikha Campus is presented in the table below with their ethnical distribution.

Table 9: Total number of graduated Students by Faculty, program, gender and Caste Ethnicity

S. No.	Program	Ethnicity							Total
		Chhetri	Brahman	Janajati	Muslim	Madhesi	Dalit	Tharu	
1	Bachelor in Business Studies	0	0	0	0	0	0	0	0
2	Bachelor in Education	0	0	0	0	0	0	0	0
Total		0	0	0	0	0	0	0	0

5.3. Dropout

This section shows the student dropout summary by gender and ethnicity in a particular fiscal year in a particular program. The student left the college and didn't attend in exam of a particular year/semester, considered as dropout students.

5.4. Number of students dropout by faculty and level

The both faculties are belongs to Bachelor Level. The total number of dropouts across both programs is 5 with a higher dropout rate among female students (2) compared to male students (3). No individuals identifying as "Others" are reflected in the data. Within the faculties, the



Dr. Debodur Sand

dropout rate in the Bachelor in Education program is slightly higher for females (2) compared to males (3). However, in the Bachelor in Business Studies program, dropout numbers are evenly distributed between genders

Table 10: Number of dropout students in different program by gender

S.No.	Program	Male	Female	Others	Total
1	Bachelor in Education	3	2	0	5
	Total	3	2	0	5

5.5. Number of dropout students by ethnicity

The same number of students left campus in a particular program by ethnicity is presented in the report below. The total number of dropouts across both programs is 5, with a higher dropout rate.

Table 10: Number of dropout students in different program by ethnicity

S.No.	Program	Chhetri	Brahman	Janajati	Muslim	Madhesi	Dalit	Tharu	Total
1	Bachelor in Education	4	1	0	0	0	0	0	
	Total	4	1	0	0	0	0	0	



(Signature)

Bhim Bahadur Saud
Campus Chief

Section 6: Gender Parity Index (GPI)



A handwritten signature in blue ink, appearing to read 'Bhim Bahadur Saud'.

Bhim Bahadur Saud
Campus Chief

6. Gender Parity Index

The **Gender Parity Index (GPI)** is a statistical measure used to assess the relative access and participation of males and females in a particular educational context. Typically, it is expressed as a ratio:

The Formula for GPI is as below:

$$\text{GPI} = \frac{\text{Number of females enrolled or attaining a certain level}}{\text{Number of males enrolled or attaining that same level}}$$

A GPI value close to **1.0** indicates parity between genders, whereas values below or above 1.0 suggest disparities:

GPI helps in understanding whether policies are successfully addressing gender imbalances. Data-driven insights from GPI can guide targeted interventions, such as scholarships, support programs, and outreach efforts. Educational authorities use GPI to monitor progress towards gender equality goals and to set benchmarks for improvements.

The GPI index by program, level, and faculty is shown in the table below.

6.1. Overall GPI in Enrollment Record

The GPI of the campus by program is presented in the table below.

Table 11. GPI index of the campus by program

S.No.	Level	Male	Female			
			210	2.47	0	295
1	Bachelor	85	210	2.47	0	295
	Total	85	210	0	2.47	295

The more female students studying on our campus is based on the calculated GPI shown in the above table. The higher number of female students studying in the Education faculty compared to the Management faculty. A GPI of 2.47 shows that the campus has a significantly higher proportion of female students compared to male students. In other words, nearly three female students are enrolled for every one male student.



Bhim Bahadur Saud
Campus Chief

Section 8: Teachers and Staff



A handwritten signature in blue ink, appearing to read 'Bhim Bahadur Saud', is written over the printed name.

Bhim Bahadur Saud
Campus Chief

7. Teaching and Non-Teaching Staff

Janashikha Campus has a total of 12 staff, including teaching and Non-teaching staff. The Non-teaching staff is categorized by Technical staff and Administrative staff. The report shows the staff record from different perspectives of the reporting as Gender, Qualification, Ethnicity, joining type, Post, Categories, and etc.

7.1. Teaching Staff

All the teaching staffs detail of our campus is presented in the table below. The teaching members' details are summarized by the post, joining type, and gender.

7.1.1. Total number of teachers by ethnicity and gender

Out of a total of 12 teachers, **male teachers dominate with 12 individuals**, while no female, and there is **no representation of other gender identities**. In terms of ethnicity, **Brahmans represent the largest group with 3 teachers**, followed by **Chhetris with 9**.

Table 12. Total no of Teachers by ethnicity and gender

S N	Ethnicity	Permanent				Temporary				Contract				Part-Time				Grand Total
		Male	Female	Others	Total	Male	Female	Others	Total	Male	Female	Others	Total	Male	Female	Others	Total	
1	Brahman	0	0	0	0	0	0	0	0	2	0	0	2	1	0	0	1	3
2	Chhetri	0	0	0	0	0	0	0	0	2	0	0	2	9	0	0	8	9
	Total	0	0	0	0	0	0	0	0	4	0	0	4	10	0	0	9	12

7.1.2. Total number of teachers and Staff by position, job type and gender

The institution employs a total of 12 teaching staff across various job types and positions. There are no temporary staff in any category. Under contract positions, there are 12 males and no female serving as Assistant Lecturers/Teaching Assistants, along with 1 male lecturer. Additionally, part-time roles include 12 males and no female Assistant Lecturer/Teaching Assistant. No other genders are represented in the data. Overall, the teaching staff comprises 12 males and no females.

Table 103: Total number of teaching staff by position, job type and gender

S N	Post	Permanent				Temporary				Contract				Part-Time				Grand Total
		Male	Female	Others	Total	Male	Female	Others	Total	Male	Female	Others	Total	Male	Female	Others	Total	



[Handwritten Signature]
 Sand

7. Teaching and Non-Teaching Staff

Janashikha Campus has a total of 12 staff, including teaching and Non-teaching staff. The Non-teaching staff is categorized by Technical staff and Administrative staff. The report shows the staff record from different perspectives of the reporting as Gender, Qualification, Ethnicity, joining type, Post, Categories, and etc.

7.1. Teaching Staff

All the teaching staffs detail of our campus is presented in the table below. The teaching members' details are summarized by the post, joining type, and gender.

7.1.1. Total number of teachers by ethnicity and gender

Out of a total of 12 teachers, **male teachers dominate with 12 individuals**, while no female, and there is **no representation of other gender identities**. In terms of ethnicity, **Brahmans represent the largest group with 3 teachers**, followed by **Chhetris with 9**.

Table 12. Total no of Teachers by ethnicity and gender

S N	Ethnicity	Permanent				Temporary				Contract				Part-Time				Grand Total
		Male	Female	Others	Total	Male	Female	Others	Total	Male	Female	Others	Total	Male	Female	Others	Total	
1	Brahman	0	0	0	0	0	0	0	0	2	0	0	2	1	0	0	1	3
2	Chhetri	0	0	0	0	0	0	0	0	2	0	0	2	9	0	0	8	9
	Total	0	0	0	0	0	0	0	0	4	0	0	4	10	0	0	9	12

7.1.2. Total number of teachers and Staff by position, job type and gender

The institution employs a total of 12 teaching staff across various job types and positions. There are no temporary staff in any category. Under contract positions, there are 12 males and no female serving as Assistant Lecturers/Teaching Assistants, along with 1 male lecturer. Additionally, part-time roles include 12 males and no female Assistant Lecturer/Teaching Assistant. No other genders are represented in the data. Overall, the teaching staff comprises 12 males and no females.

Table 103: Total number of teaching staff by position, job type and gender

S N	Post	Permanent				Temporary				Contract				Part-Time				Grand Total
		Male	Female	Others	Total	Male	Female	Others	Total	Male	Female	Others	Total	Male	Female	Others	Total	



[Handwritten Signature]

S. No.	Position	Male	Female	Others	Total
1	Lecturer	3	0		3
2	Asst. Lecturer/ Teaching Assistant	8	2		10
3	Total	11	2		13

7.1.6. Teachers by Departments

The summary shows the distribution of teachers across two departments. The Department of Education has a total of 8 teachers, including 8 male and no female faculty members. The Department of Management has 4 male teachers and no female or other gender representation. Overall, there are 12 teachers in total 12 male and no female, across both departments.

Table 147: Teachers by Departments

S.No.	Position	Male	Female	Others	Total
1	Department of Education	8	0		8
2	Department of Management	4	0		4
Total		12	0		12

7.2. Non-teaching Staff

All the non-teaching staffs working in our campus is presented in the table below. The non-teaching members' details are summarized by the post, joining type, and gender.

7.2.1. Non-teaching staff according to their position

The summary of non-teaching staff at Janashikha Campus shows a total of 2 members. There is 1 male Office Assistant, while the roles of "Other" and Assistant Accountant are held by 0 female staff. There is no representation from other gender categories.

Table 158: Non-teaching staffs according to their position

S. No.	Position	Male	Female	Others	Total
1	Office Assistant		0		
2	Other	1	0	0	1
3	Ass. Accountant	0	1	0	1
Total of Non-teaching staff		1	1	0	2

7.2.2. Non-teaching staff by Section

The given table presents the distribution of non-teaching staff at Janashikha Campus, revealing a total of three personnel across different administrative roles. Specifically, there is one Office Assistant, one Assistant Accountant, and one staff member.





Bhim Bahadur Saud
Campus Chief

Table 16. Non-teaching staff by Section

S. No.	Position	Total
1	Office Assistant	
2	Other	1
3	Ass. Accountant	1
Total No. of Non-teaching staff		2

7.2.3. Total number of non-teaching staff by ethnicity and gender

The table below given Table illustrates the composition of non-teaching staff at Janashikha Campus based on ethnicity, gender, and employment type. The data shows that all three non-teaching staff members are employed on a contract basis, with no permanent, temporary, or part-time staff recorded. Among them, two individuals belong to the Chhetri ethnic group, comprising one male and one female, and one individual is a Brahman female. There are no staff members identified under the "Others" category across any employment type or gender. This data reflects a small, contract-based non-teaching workforce with limited ethnic and gender diversity.

Table 17. Total number of Non-teaching Staff by ethnicity and gender

S. No	Ethnicity	Permanent				Temporary				Contract				Part-Time				Grand Total
		Male	Female	Others	Total	Male	Female	Others	Total	Male	Female	Others	Total	Male	Female	Others	Total	
1	Chhetri	0	0	0	0	0	0	0	0	1	1	0	2	0	0	0	0	2
2	Brahman	0	0	0	0	0	0	0	0	0	1	0	1	0	0	0	0	
Total of Non-teaching staff		0	0	0	0	0	0	0	0	1	2	0	3	0	0	0	0	2

7.2.4. Total no. of non-teaching staff by position, job type, and gender

There are 2 Non-teaching staff in the Janashikha Campus. Table 19 presents the distribution of non-teaching staff by position, job type, and gender.

Table 18: Total number of Non-teaching Staff by position, Job Type and gender

Position	Permanent				Temporary				Contract				Part-Time				Grand Total
	Male	Female	Others	Total	Male	Female	Others	Total	Male	Female	Others	Total	Male	Female	Others	Total	



[Handwritten Signature]

Bhim Bahadur Saud
Chief

Office Assistant	0	0	0	0	0	0	0	0	0	1	0	0	1	0	0	0	0	
Other	0	0	0	0	0	0	0	0	0	0	1	0	1	0	0	0	0	1
Ass. Accountant	0	0	0	0	0	0	0	0	0	0	1	0	1	0	0	0	0	1
Total	0	0	0	0	0	0	0	0	0	1	2	0	3	0	0	0	0	2

It shows that there are no permanent, temporary, or part-time non-teaching staff members across any gender categories. All three staff members one Office Assistant, one in the "Other" category, and one Assistant Accountant are employed on a contract basis, with two being female and one male. This brings the total number of non-teaching staff to three, all under contract employment.



Bhim Bahadur Saud
 Bhim Bahadur Saud
 Campus Chief

Section 9: Student-Teacher Ratios

8. About Student-Teacher Ratios

The **student-teacher ratio** is a metric used to measure the number of students assigned to each teacher in a college. It gives an idea of the average class size and how much individual attention a student might receive. Lower ratios usually indicate smaller class sizes, allowing for more personalized instruction and Higher ratios might suggest crowded classrooms, which can impact learning quality. The standard formula of the student-teacher ratio is as below:

$$\text{Student-Teacher Ratio} = \frac{\text{Number of Students}}{\text{Number of Teachers}}$$



A handwritten signature in black ink, appearing to read 'Bhim Bahadur Saud'.

Bhim Bahadur Saud
Campus Chief

Section 10: Recent Trends (Enrollment, Graduates, Pass Rates, and Financing)

9. Student Enrollment Trends

The student enrollment trend at Janashikha Campus from fiscal year 2077/078 to 2081/082 shows a general decline followed by a slight recovery. Total student enrollment decreased from 142 in 2077/078 to a medium of 105 in 2079/080, then gradually rose to 104 by 2081/082. Female student



A handwritten signature in blue ink, appearing to read 'Bhim Bahadur Saud', written in a cursive style.

Bhim Bahadur Saud

enrollment followed a similar trend, dropping from 37 to 1, then slightly increasing to 36. Male enrollment remained relatively stable, fluctuating slightly between 11 and 15 students across the years. Overall, while enrollment dipped in the middle years, the recent trend suggests a modest improvement in student numbers.

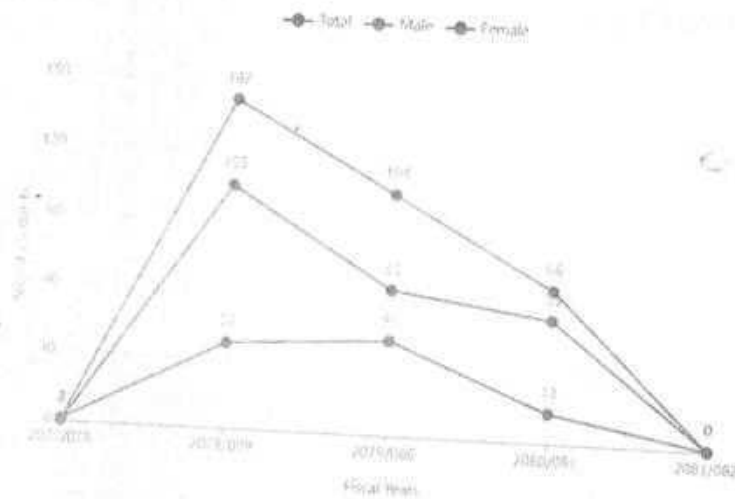


Figure 5: Student Enrollment Trends since 2077/078- 2081/082

9.1. Student Graduates Trends




Figure 6: Graduation trends

Here is a graph for the Graduation trends display as a statistical summary but the graduation data are not updated yet in the HEMIS. So, The report is empty. The graphs shows the value of the 2077/078 to 2081/082.



Bhim Bahadur Saud
Campus Chief

Section 11: Annex Summary



A handwritten signature in blue ink, appearing to read 'BBS' with a horizontal line underneath.

Bhim Bahadur Saud
Campus Chief

10. Enrollment by Level, Faculty, Program, Gender and caste ethnicity

Janashikha Campus currently offers bachelor-level education through two main faculties: Management and Education. A total of **296 students** are enrolled across these programs. The Management faculty runs the **Bachelor in Business Studies (BBS)** program, while the Education faculty offers the **Bachelor in Education (B.Ed)** program.

In the **Management faculty**, there are **35 students** enrolled. Among them, **7 are male** and **28 are female**. The students come from various caste and ethnic backgrounds. Notably, there are **1 Brahman and 2 Dalit, students**. No students from Madhesi, Janajati, or tharu communities are enrolled in this faculty.

The **Education faculty** has a larger enrollment, with **260 students** in total. It includes **78 male** and **182 female** students. In terms of caste and ethnicity, this program includes **4 Brahman, 35 Dalit, 221 Chhetri**, student. There are no Muslim or Janajati students recorded in this faculty.

Overall, the campus has a higher proportion of **female students**, with **210 females** compared to **62 males**. The enrollment data also highlights a diverse student population, with significant 85 presentation from the **Brahman, Dalit, Tharu, and Others** categories. The **chherti** community has one of the highest numbers, especially in the Education program.

This breakdown illustrates both the gender disparity favoring female enrollment and the broad ethnic diversity present in Phulbari Campus's student body.

S.No.	Level	Faculty	Program	Gender				Ethnicity							Total	
				Male	Female	Other	Total	Brahma	Dalit	Muslim	Tharu	Janajati	Others	Madhesi		Chhetri
1	Bachelor	Management	Bachelor in Business Studies	7	28	0	35	1	2	0	0	0	0	0	3	35
2	Bachelor	Education	Bachelor in Education	78	221	0	260	4	35	0	0	0	0	0	221	260
Grand Total				94	249	0	298	5	37	0	0	0	0	0	54	298



Bhim Bahadur Saud
Campus Chief

11. Students Enrollment by Region (Mountain, Hill and Terai)

The Phulbari Campus HEMIS report indicates that all 296 enrolled bachelor-level students originate exclusively from the Terai region, with no representation from the Mountain or Hill regions

Table 20: Students Enrollment by Region (Mountain, Hill and Terai)

S.No.	Faculty	Mountain				Hill				Terai				Grand Total
		Male	Female	Others	Total	Male	Female	Others	Total	Male	Female	Others	Total	
1	Bachelor business	28	7	0	35	0	0	0	0	0	0	0	0	0
2	Bachelor	78	182	0	260	0	0	0	0	0	0	0	0	0
Total		0	0		0	0	0		0	0	0	0	0	0

This concentration may reflect the campus's geographical location and its accessibility to students from the Mountain. Notably, female students constitute approximately 82.74% of the total enrollment, highlighting a significant gender disparity favoring female participation. This trend aligns with national data, where the Gender Parity Index (GPI) in higher education is 1.09, indicating higher female enrollment overall. The absence of students from the Mountain and Hill regions underscores the need for targeted outreach and support programs to enhance regional diversity and inclusivity in higher education.




Bhim Bahadur Saud,
Campus Chief